


ACTIVITY SHEET

Name:

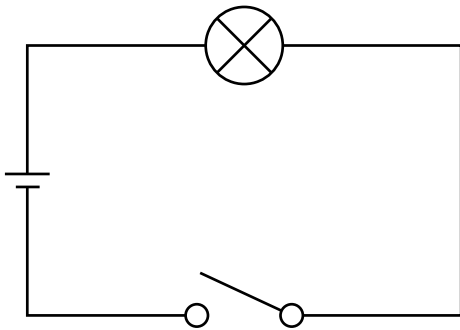
Hand in instructions:

COMPONENTS, BULBS AND BATTERIES



Now we know the symbols for some of the components you can include on a simple circuit, let's look at some circuits and work out how the components are going to perform.

CIRCUIT 1



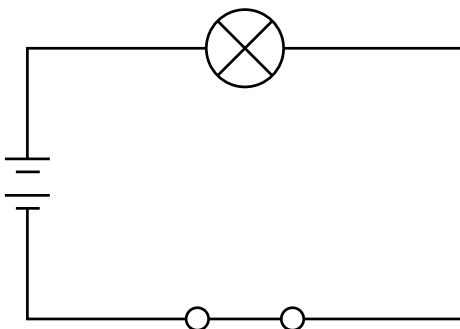
Is this circuit complete or not?

YES NO

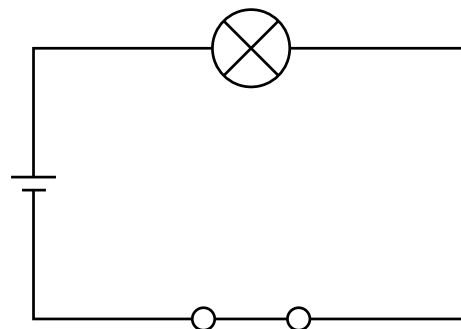
If it stays this way, will the bulb be lit?

YES NO

CIRCUIT 2



CIRCUIT 3



Will circuit 2 or circuit 3 have the brightest bulb? Why?

For more info and inspirational resources, visit
drax.com/resources/educational-resources

